

**UVic CES Instructor Report 201709 - John Volpe - ADV TPC:ECOLOGICAL
RESTORATN - ES 482 - A01 (CRN 11679)**

UVic Course Experience Survey - Fall 2017

Project Audience 16
Responses Received 3
Response Ratio 19%

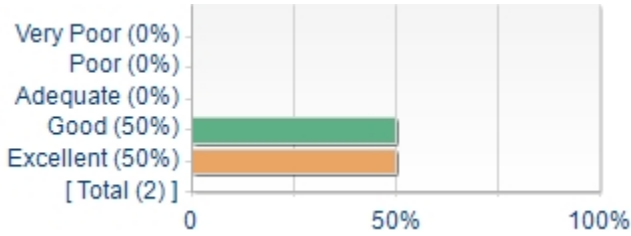
Subject Details

CRN	11679
VNUMBER	V00102225

Creation Date Wed, Dec 20, 2017

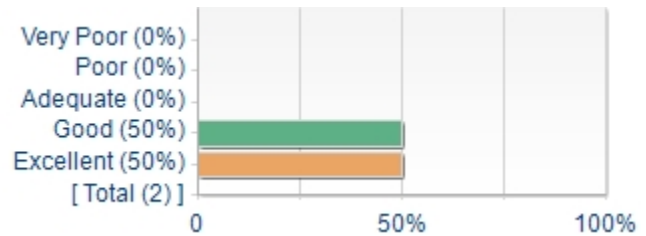
I Instructor's Teaching - Students' Ratings on the Following Statements:

1. The instructor was prepared for course sessions



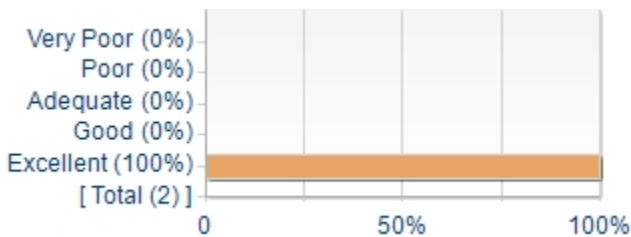
Statistics	Value
Response Count	2
Mean	4.50
Median	4.50
Standard Deviation	0.71

2. The instructor's explanations of concepts were clear



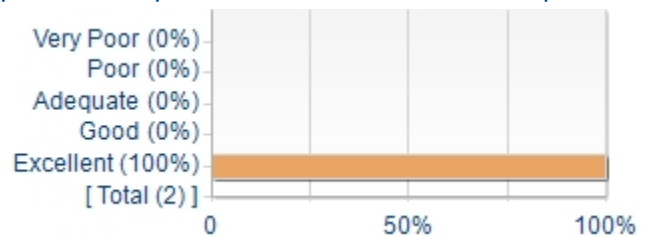
Statistics	Value
Response Count	2
Mean	4.50
Median	4.50
Standard Deviation	0.71

3. The instructor motivated you to learn in this course



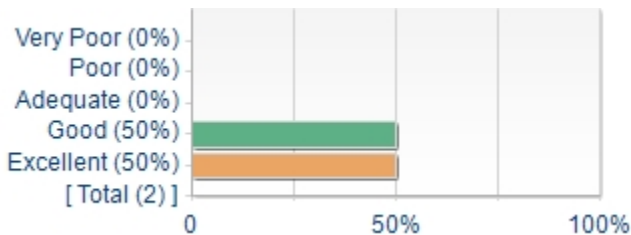
Statistics	Value
Response Count	2
Mean	5.00
Median	5.00
Standard Deviation	0.00

4. The instructor was available to answer your questions or provide extra assistance as required



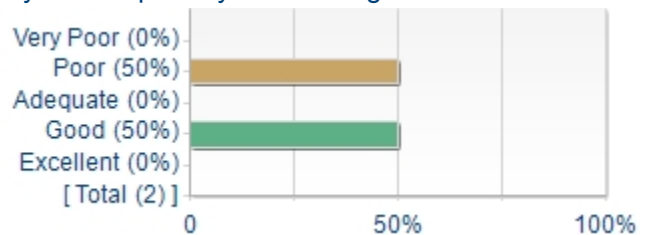
Statistics	Value
Response Count	2
Mean	5.00
Median	5.00
Standard Deviation	0.00

5. The instructor ensured that your assignments and tests were returned within a reasonable time



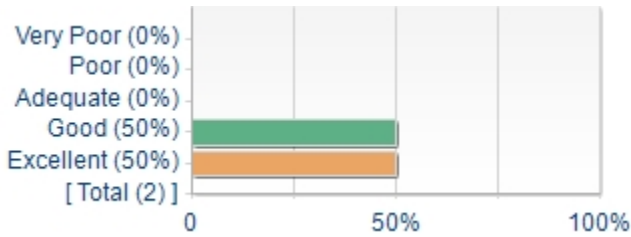
Statistics	Value
Response Count	2
Mean	4.50
Median	4.50
Standard Deviation	0.71

6. The instructor was helpful in providing feedback to you to improve your learning in this course



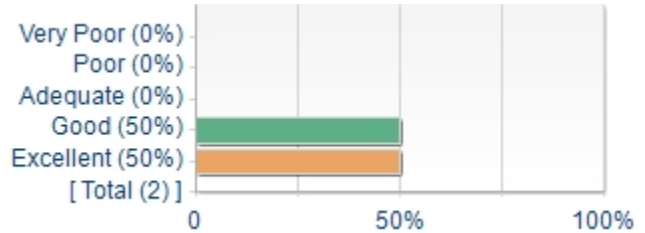
Statistics	Value
Response Count	2
Mean	3.00
Median	3.00
Standard Deviation	1.41

7. The instructor demonstrated respect for students and their ideas



Statistics	Value
Response Count	2
Mean	4.50
Median	4.50
Standard Deviation	0.71

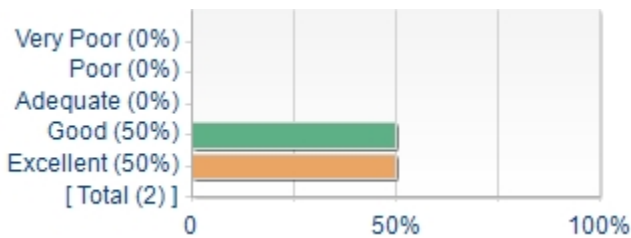
8. Overall, the instructor was effective in this course



Statistics	Value
Response Count	2
Mean	4.50
Median	4.50
Standard Deviation	0.71

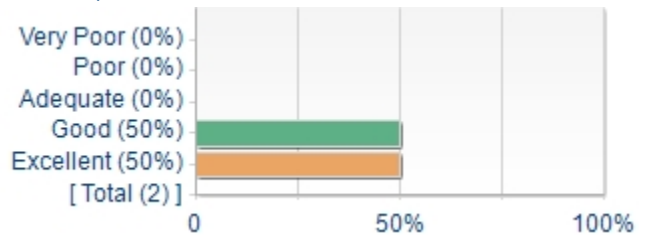
II Course Design - Students' Ratings on the Following Statements:

1. The course structure, goals and requirements were clear



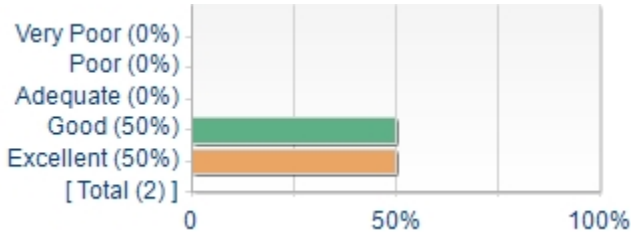
Statistics	Value
Response Count	2
Mean	4.50
Median	4.50
Standard Deviation	0.71

2. The materials provided for learning the course content (e.g. handouts, posted material, lab manuals) were clear



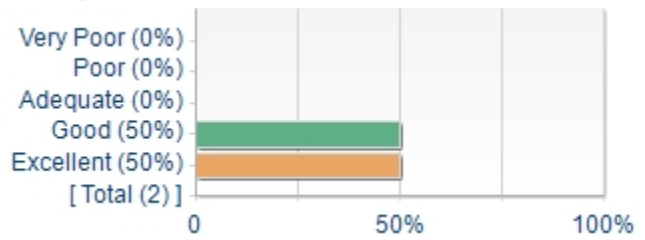
Statistics	Value
Response Count	2
Mean	4.50
Median	4.50
Standard Deviation	0.71

3. The assigned work helped your understanding of the course content



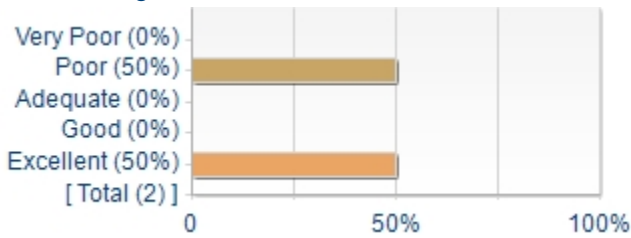
Statistics	Value
Response Count	2
Mean	4.50
Median	4.50
Standard Deviation	0.71

4. The course provided opportunities for you to become engaged with the course material, for example through class discussions, group work, student presentations, on-line chat, or experiential learning



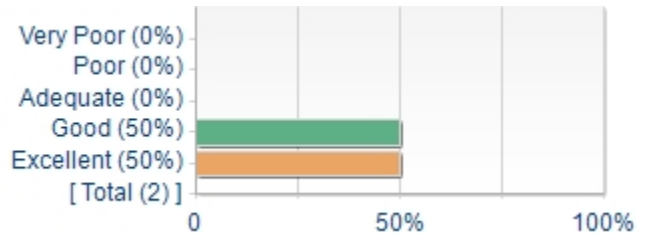
Statistics	Value
Response Count	2
Mean	4.50
Median	4.50
Standard Deviation	0.71

5. The methods of assessment used to evaluate your learning in the course were fair



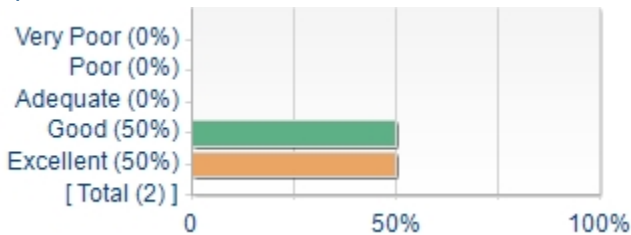
Statistics	Value
Response Count	2
Mean	3.50
Median	3.50
Standard Deviation	2.12

6. The course provided relevant skills and information (e.g. to other courses, your future career, or other contexts)



Statistics	Value
Response Count	2
Mean	4.50
Median	4.50
Standard Deviation	0.71

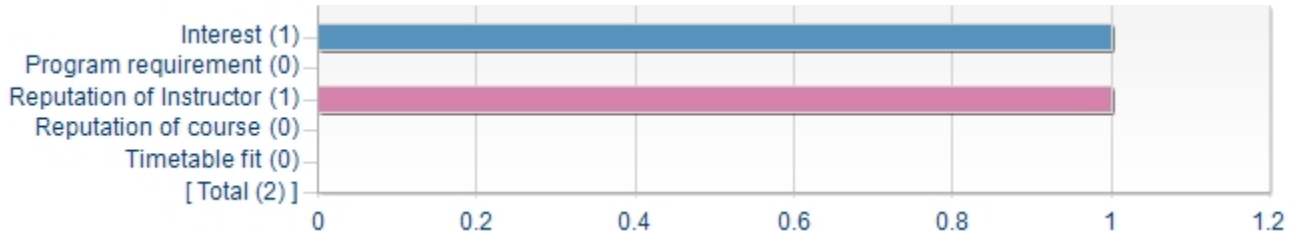
7. Overall, the course offered an effective learning experience



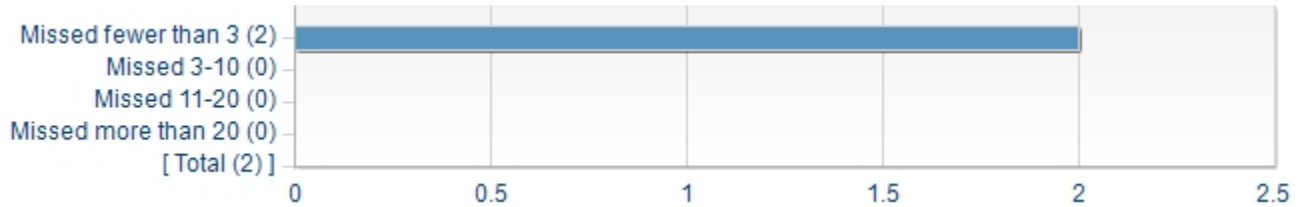
Statistics	Value
Response Count	2
Mean	4.50
Median	4.50
Standard Deviation	0.71

III Statements About The Students:

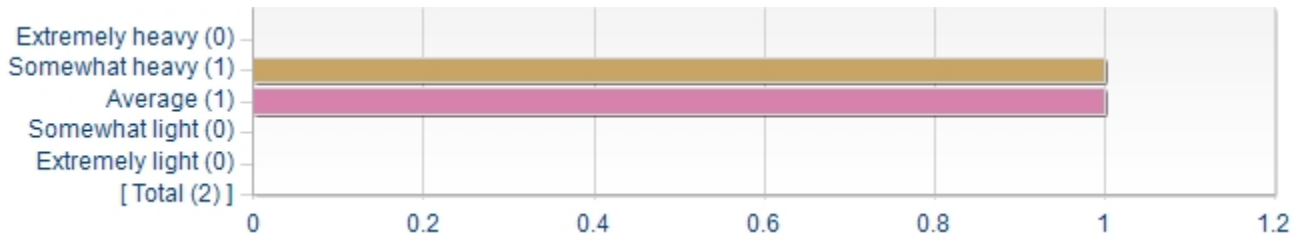
My primary reason for taking the course.



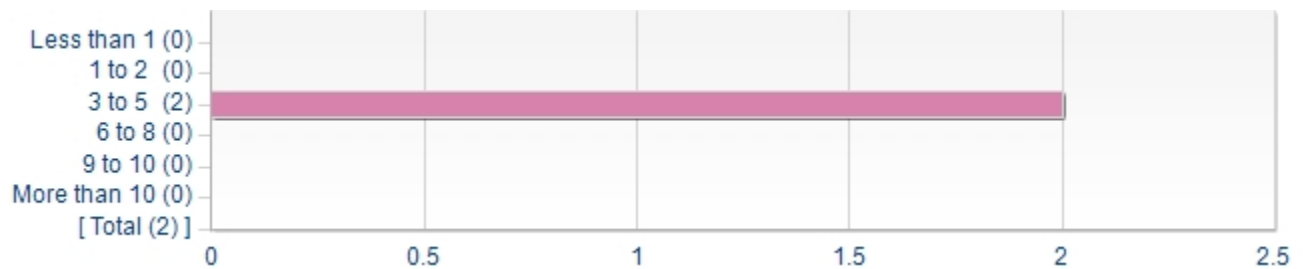
The approximate number of classes or labs that I did not attend



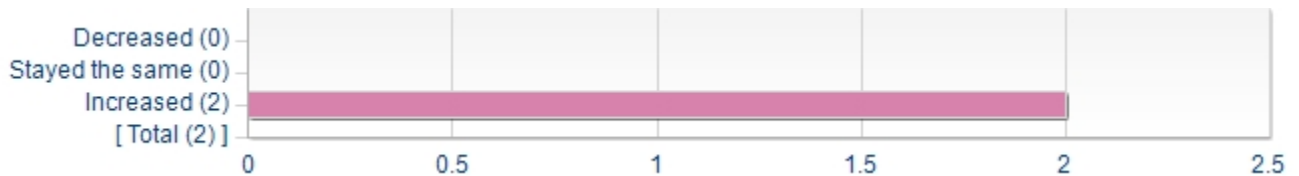
Relative to other courses I have taken at UVic, the workload in this course was



The approximate number of hours per week I spent studying for this course outside of class time:



As a result of my experience in this course, my interest in the material:



IIV Student Comments:

What strengths did your instructor (John Volpe) demonstrate that helped you learn in this course?

Comments

Width breath of knowledge or experience, and able to apply that for course concepts and material

Knew the material well. Liked all the activites we did on thursdays. Field trip to Sidney Island was the best part!

Please provide specific suggestions as to how the instructor (John Volpe) could have helped you learn more effectively.

Comments

Primarily got indirect feedback based on how much my ideas were being challenged for discussions and lectures. Not sure if adding more assigned work to reading prep would be good for this kind of course

Pop quizzes were hard to do well on because questions often focused on the details not overall thesis of paper. Discussions are easier in smaller groups as its less stressful.

Please provide specific suggestions as to how this course could be improved.

Comments

Sucks that its the first version of the course and peer anxiety bout the final project at beginning was high. Maybe provide examples of the inv. Spp. Project midway through everyone is still working on them so people will still try to think out of the box when presenting issues like this to the public.

In another ES class we also had discussions on thursday but instead of pop quizzes we would have to send the prof an email with 2 questions from each paper that we came up with and those questions would lead the discussion or we would be broken up into smaller groups to discuss or solve the issue. I found that method alot more effective than pop quizzes. Getting participation marks every class was stressful cause it meanted we had to talk every class and during the middle of the semester when we're all tired and exhausted we shouldn't have that mark on our grade. Sometimes we're just not in the mood to talk because of stress or other issues and being graded as an average over the term would be better and more fair.

My Instructor gave time in class to complete this survey.

Options	Count	Percentage
Yes	0	0%
No	2	100%
Does not apply (online course, field course, etc.)	0	0%